


Yandaran State School (1634)

Queensland State School Reporting

2012 School Annual Report



Postal address	Post Office Yandaran 4673
Phone	(07) 4156 1108
Fax	(07) 4156 1009
Email	the.principal@yandaranss.eq.edu.au
Webpages	Additional reporting information pertaining to Queensland state schools is located on the My School website and the Queensland Government data website.
Contact Person	Mr Eddie Stockill

Principal's foreword

Introduction

Yandaran State School has a strong focus on the recognition of the individual needs (academic, social, developmental) of all students within a supportive whole school community. There is a commitment to the provision of opportunities across a wide range of areas for all students to experience success and to build self-esteem, independence and a lifelong love of learning. The multi-age structure across our whole school supports the philosophy that learning for life involves a range of social groupings and contexts.

The School Annual Report details highlights and outcomes our school has achieved in 2012 and other information of interest to the school community.

School progress towards its goals in 2012

Our school implemented Australian Curriculum in English, Mathematics and Science across the whole school in 2012, we also trialled the introduction of History. The implementation was aligned to the Queensland C2C units developed in these curriculum areas. We have continued to develop our Assessment, Monitoring and Intervention Program to provide evidence of improvements in student learning with the intention to review current program again in 2013.

Our school made progress towards improving teaching pedagogy; by visiting schools of best practice and incorporating inquiry based teaching and higher order thinking skills to engage and assist students become independent thinkers.

Our school continued to encourage community members and parent participation in supporting student learning through involvement in reading programs, classroom activities and educational and cultural events.

Future outlook

Yandaran State School ensures all school priorities are within the matrix of Education Queensland and are responsive to the needs of our students and our school community. Our school continues to value Literacy and Numeracy as the key indicators of success at school and in life for each child. With this in the forefront of our planning we will continue to work on the improvement of the programs to support and improve student learning outcomes. Continue to implement Mathematics and English learning blocks including investigations and continue implementing First Step in Mathematics as a whole school strategy to teaching mathematics.

SCHOOL PRIORITIES 2013

- Getting Ready For Secondary School
- Parent and Community Engagement Strategy
- Implement the Australian Curriculum
- Implement a Framework for the Teaching of Reading
- Targeted Strategies to maintain and increase student numbers in the Upper 2 Bands from Years 3 through to Year 7
- Develop and enact a pedagogical framework based on Art & Science Of Teaching or other approved framework
- Teaching & Learning Audit priorities
- Implement the Developing Performance Framework for all staff
- Internal Audit

Our school at a glance

School Profile

Coeducational or single sex: Coeducational

Year levels offered in 2012: Prep - Year 7

Total student enrolments for this school:

	Total	Girls	Boys	Enrolment Continuity (Feb – Nov)
2010	44	22	22	83%
2011	42	19	23	93%
2012	39	16	23	86%

Student counts are based on the Census (August) enrolment collection.

Characteristics of the student body:

The majority of students live in the local area on rural small acreages. The current student population is drawn from a large area – most students (approximately 80%) travel to and from school from localities such as Waterloo, Miara and Norval Park. Students come from a range of socio-economic backgrounds. National Bureau of Statistics Data indicates that residents of the Wide Bay area, and particular areas such as ours within this postcode, encounter very challenging living conditions due to socio-economic factors.

Average Class sizes

Phase	Average Class Size		
	2010	2011	2012
Prep – Year 3	22	22	21
Year 4 – Year 10	20	20	22
Year 11 – Year 12	N/A	N/A	N/A

School Disciplinary Absences

Disciplinary Absences	Count of Incidents		
	2010	2011	2012
Short Suspensions - 1 to 5 days	1	0	1
Long Suspensions - 6 to 20 days	0	0	0
Exclusions	0	0	0
Cancellations of Enrolment	0	0	0

Curriculum offerings

Our distinctive curriculum offerings:

At Yandaran State School we have developed an innovative and inclusive based upon strong educational foundations and the needs of the community. The engagement of students in quality learning is vital to the success of the school. Each year level produces units of work for each term. Mathematics and English are taught as separate subjects and the other key learning areas are integrated into the units. Our school has Specialist teachers in the area of LOTE, Music, Learning Support and a First Steps in Mathematics Facilitator.

Our major programs are:

- * Literacy and Numeracy teaching blocks across the school.
- * Supportive programs incorporating First Steps in Mathematics (Numeracy) in all classrooms.
- * Seamless Pathway, Prep – Year 1
- * A maximum participation sports focus
- * Competitive education attainment levels across Prep – Year 7
- * Integration of ICT's with key learning areas.

Extra curricula activities:

Yandaran State School provides a range of extra curricula activities which allows students an opportunity to pursue their individual interests and/or to further develop their own skills and abilities by participation in these activities. It is a great way that students can contribute to their school and extend their own curriculum learning.

Below is a list of Extra Curricular Activities available to Yandaran State School students in 2012:

- Arts Council
- High levels of spirit and participation at Inter-house Athletics Carnival, Cross Country, and Interschool Sports.
- Active After School Sports Program
- Prep to Year 3 Under 8's Play Day with Avondale State School
- Prep-3 participating in focused excursions and educational programs; Snakes Down Under, Fruit & Veg
- Golf, Rugby League & Australian Rules Coaching Clinics
- Participate in Community Events: Biggest Morning Tea, CWA Cent Sale & International Project
- Years 6&7 attend High School Transition Days
- Life Education Van visits

How Information and Communication Technologies are used to assist learning:

Our vision is to achieve the best possible educational outcomes for every student at Yandaran State School by enabling improved learning through the integration of Information Communication Technologies (ICT's) into the curriculum and by providing support structures to ensure that the equipment is well maintained and teachers are supported in their endeavours to use ICTs.

ICTs are used in many interesting and exciting ways at our school and students may be involved in many of the activities listed below:

- Researching a topic of interest using the internet.
- Participating in collaborative experiences with other students or with 'experts' in a field using email, chat, blogs and/or wikis
- Designing and publishing brochures and posters about a particular topic.
- Developing and presenting a PowerPoint, Photo Story or Movie Maker presentation for a variety of purposes.
- Writing using a word processor including editing, proofreading, etc. and publishing their work to share with others.
- Using drawing software to create drawing and illustrations.
- Learning spelling strategies using adventure spelling games.
- Learning and consolidating mathematic concepts using the program Mathletics.
- Using digital cameras to take photographs, and then downloading and manipulating the digital images.
- Using various digital resources (e.g. Learning Objects, Click view Video Library, etc.) to extend their understandings and knowledge.

Our school at a glance

Social climate

The climate of Yandaran School continues to develop in a positive manner. The continued growth of support programs and resources was highlighted in the Triennial School Review. This revealed the degree to which programs and personnel were in place to support our whole school community. Out of this has come recognition that the 'Whole Person' is one of the key educational elements at Yandaran and in 2011 through the successful re-application of a grant, a school chaplaincy program operates to support the school community.

The school has the support of a chaplain 2 days a week. Friends Program Chaplaincy Initiatives: Holiday Club and Carols by Candlelight

Our aim is to encourage the development of caring, considerate and cooperative school community members who value learning and accept that each member has rights and responsibilities. Students are given the opportunity to rehearse these important skills and values and apply them to everyday life at home and at school.

Parent, student and staff satisfaction with the school

Don't just take our word for it. Please read our school's Education Queensland Parent, Student & Staff Opinion Survey results for 2012 and you will see concrete evidence that everybody agrees, Yandaran State School is an outstanding learning institution.

Performance measure (Nationally agreed items shown*)

Percentage of parents/caregivers who agree that:	2012 [#]
their child is getting a good education at school	100.0%
this is a good school	100.0%
their child likes being at this school*	100.0%
their child feels safe at this school*	100.0%
their child's learning needs are being met at this school*	93.8%
their child is making good progress at this school*	93.8%
teachers at this school expect their child to do his or her best*	100.0%
teachers at this school provide their child with useful feedback about his or her school work*	93.8%
teachers at this school motivate their child to learn*	100.0%
teachers at this school treat students fairly*	100.0%
they can talk to their child's teachers about their concerns*	93.8%
this school works with them to support their child's learning*	93.3%
this school takes parents' opinions seriously*	93.3%
student behaviour is well managed at this school*	93.8%
this school looks for ways to improve*	100.0%
this school is well maintained*	100.0%

Our school at a glance

Performance measure (Nationally agreed items shown*)	
Percentage of students who agree that:	2012 [#]
they are getting a good education at school	100.0%
they like being at their school*	94.7%
they feel safe at their school*	94.7%
their teachers motivate them to learn*	100.0%
their teachers expect them to do their best*	100.0%
their teachers provide them with useful feedback about their school work*	100.0%
teachers treat students fairly at their school*	94.7%
they can talk to their teachers about their concerns*	89.5%
their school takes students' opinions seriously*	94.7%
student behaviour is well managed at their school*	88.9%
their school looks for ways to improve*	100.0%
their school is well maintained*	100.0%
their school gives them opportunities to do interesting things*	94.7%

Performance measure (Nationally agreed items shown*)	
Percentage of school staff who agree:	2012 [#]
that they have good access to quality professional development	100.0%
with the individual staff morale items	100.0%

* Nationally agreed student and parent/caregiver items were incorporated in the School Opinion Survey in 2012.

[#] Percentage of respondents who Somewhat Agree, Agree or Strongly Agree with the statement. Due to changes to the School Opinion Surveys in 2012, comparisons with results for previous years are not recommended.

DW = Data withheld to ensure confidentiality.

Involving parents in their child's education

Yandaran State School has always had a strong sense of community. Parents and caregivers are encouraged to be actively involved with their children's learning and within the school community.

We believe that adults in the wider community have skills and talents which can contribute to and enhance the nature of the learning experiences of children; and that children benefit when there is an increase in the number of adults with whom they can interact.

All operations within our school are open, transparent and fully consultative, not just with our own parents but with the entire town community. The entire staff works tirelessly with the school community to select and implement the most appropriate school-based management option. Yandaran operates with the assistance of an active Parents & Citizens' Association. The P & C Association is involved in setting strategic direction but not the day-to-day operation of the school.

Reducing the school's environmental footprint

Data is sourced from school's annual utilities return and is reliant on the accuracy of these returns.

Yandaran State School has 4KwH solar system installed in the school. This system is an effective measure in decreasing our level of imported power into the school. During 2012 another 4 KwH solar system was installed into the system allowing the school to be more self-sufficient. This increase in solar power will also offset the installation of air conditioners into the double classroom.

The school is totally dependent on bore and tank water.

Environmental footprint indicators, 2010-2011:

	Environmental footprint indicators	
	Electricity kWh	Water kL
2009-2010	18,640	0
2010-2011	14,873	0
2011-2012	18,715	0

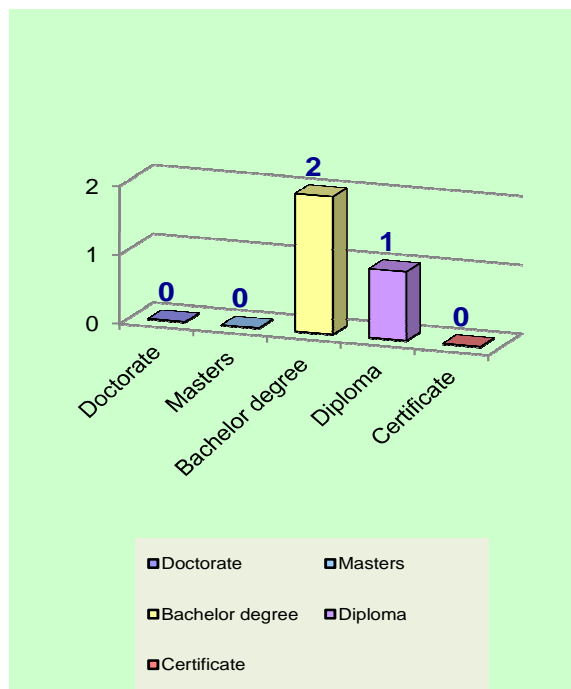
Our staff profile

Staff composition, including Indigenous staff

2012 Workforce Composition	Teaching Staff	Non-teaching Staff	Indigenous Staff
Headcounts	3	5	0
Full-time equivalents	2.2	2.2	0

Qualifications of all teachers

Highest level of attainment	Number of classroom teachers and school leaders at the school
Doctorate	0
Masters	0
Bachelor degree	2
Diploma	1
Certificate	0



Expenditure on and teacher participation in professional development

The total funds expended on teacher professional development in 2012 were \$11625.00.

The major professional development initiatives are as follows:

First Steps in Mathematics – Facilitator

Australian Curriculum – History

Sheena Cameron Professional Development on 'The Explicit Teaching of Reading Comprehension'

Interactive Teaching and Learning Conference

Earth Smart Science

Smart Classrooms Professional Development Framework

Instructional Leadership

Our staff profile

Fierce Conversations
Coaching and mentoring

The proportion of the teaching staff involved in professional development activities during 2012 was 100%.

Average staff attendance	2010	2011	2012
Staff attendance for permanent and temporary staff and school leaders.	96%	95.6%	95.8%

Proportion of staff retained from the previous school year

From the end of the previous school year, 100% of staff was retained by the school for the entire 2012 school year.

School income broken down by funding source

School income broken down by funding source is available via the My School website at <http://www.myschool.edu.au/>.

To access our income details, click on the *My School* link above. You will then be taken to the *My School* website with the following 'Find a school' text box.

Find a school

Search by school name

Search by suburb, town or postcode

Sector Government
 Non-government

Where it says 'Search by school name', type in the name of the school you wish to view, and select <GO>. Read and follow the instructions on the next screen; you will be asked to accept the **Terms of Use** and Privacy Policy before being given access to the school's My School entry web page.

School financial information is available by selecting 'School finances' in the menu box in the top left corner of the school's entry web page. If you are unable to access the internet, please contact the school for a paper copy of income by funding source.

Performance of our students

Key student outcomes

Student attendance	2010	2011	2012
The overall attendance rate for the students at this school (shown as a percentage).	94%	94%	93%
The overall attendance rate in 2012 for all Queensland state Primary schools was 93%.			

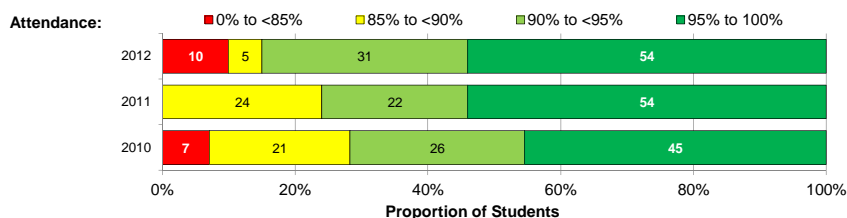
Student attendance rate for each year level (shown as a percentage)

	Year 1	Year 2	Year 3	Year 4	Year 5	Year 6	Year 7	Year 8	Year 9	Year 10	Year 11	Year 12
2010	90%	91%	91%	98%	98%	96%	98%	N/A	N/A	N/A	N/A	N/A
2011	94%	92%	97%	95%	93%	99%	93%	N/A	N/A	N/A	N/A	N/A
2012	90%	93%	89%	94%	96%	94%	96%	N/A	N/A	N/A	N/A	N/A

DW = Data withheld to ensure confidentiality.

Student Attendance Distribution

The proportions of students by attendance range.



Description of how non-attendance is managed by the school

Non-attendance is managed in state schools in line with the DET policies, SMS-PR-029: Managing Student Absences and SMS-PR-036: Roll Marking in State Schools, which outline processes for managing and recording student attendance and absenteeism.

Classroom rolls are marked twice a day. Students that arrive or leave school within 30 minutes of school start and finish are marked as early or late according to roll marking times. Parents are constantly reminder that "Every Day Counts" in newsletters and school notices. During 2012 reminders were sent to parents of regular part or whole attendances, reminding them that school is compulsory and that time away also means lost learning time. Posters are displayed around the school to promote attendance at school.

National Assessment Program – Literacy and Numeracy (NAPLAN) results – our reading, writing, spelling, grammar and punctuation, and numeracy results for the Years 3, 5 and 7.

Our reading, writing, spelling, grammar and punctuation, and numeracy results for the Years 3, 5, 7 and 9 are available via the My School website at <http://www.myschool.edu.au/>.

Performance of our students

To access our NAPLAN results, click on the *My School* link above. You will then be taken to the *My School* website with the following 'Find a school' text box.

Find a school

Search by school name

Search by suburb, town or postcode

Sector Government
 Non-government

Where it says 'Search by school name', type in the name of the school whose NAPLAN results you wish to view, and select <GO>.

Read and follow the instructions on the next screen; you will be asked to accept the **Terms of Use** and Privacy Policy before being able to access NAPLAN data.

If you are unable to access the internet, please contact the school for a paper copy of our school's NAPLAN results.

Achievement – Closing the Gap

Information for closing the gap is withheld so to not identify the student/s involved. Yandaran State School implements strategies for improving attendance and learning improvement for all students.